


Anatomy Department Reforms



**MVPS' Dr. Vasant Rao Pawar Medical College, Hospital &
Research Center, Adgaon Nashik -3
Department of Anatomy**

- Teaching Hours UG according to Old Curriculum and New MCI Guideline (CBME)

Year	Old Curriculum		CBME	
Duration of phase first	12 months		14 Month	
Foundation course	Not Included		Yes(one month)	
No. of internal assessment exam	2		3	
Internal assessment exam	theory	Practical	theory	Practical
Internal	60	40	100	50
			100	50
Prelim	100	40	200	100
Eligibility Criteria	35%		50%	
University examination	100	60	200	100
Early Clinical exposure	Not Included		Newly Introduced	
Self directed learning	Not Included		Nowly Introduced	
AETCOM	Not Included		Newly Introduced	
Sports& ECA	Not Included		Newly Introduced	
Formative assessment	No		Yes	
Log book	No		Yes	


HOD
Department of Anatomy
MVP'S DR. Vasant Rao Pawar
Medical College, Nashik



MVPS DR. VASANTRAO PAWAR MEDICAL COLLEGE, HOSPITAL AND
RESEARCH CENTER
VASANTDADA NAGAR, ADGAON, NASHIK, 422003

Department of Anatomy

BLUE PRINT OF QUESTION PAPER (2014-2015 to 2018-19)

PRELIMINARY EXAMINATION ANATOMY PAPER – I

Syllabus –


Superior Extremity
Thorax
Head, Neck & Face
Central nervous system
Histology
Embryology

Skeleton of question paper

Qus. No.	Sections	Questions	Actual Marks	Marks with options
1	A	Multiple choice questions	10	10
2	B	Short answers questions	24	28
3	C	Long answers questions	16	24
Total marks			50	62

Marks allotted to each topic of syllabus

Topic	Marks allotted	Multiple choice questions			Short answers questions			Long answers questions			Total marks
		Recall	Comprehensive	Application base	Recall	Comprehensive	Application base	Recall	Comprehensive	Application base	
Supex.	10	1.5		0.5	4		4				62
Thorax.	14	1.5		0.5			4	8			
HNF.	14	1.5		0.5	4					8	
CNS	14	1.5		0.5	4			8			
Histo.	05	1			4						
Embryo	05	1					4				
Total marks	62	Attain 20 MCQ (½ marks each)			Attain 6 out of 7 (4 marks each)			Attain 2 out of 3 (8 marks each)			


HOD
Department of Anatomy
MVP'S DR. Vasant Rao Pawar
Medical College, Nashik



MVPS DR. VASANTRAO PAWAR MEDICAL COLLEGE, HOSPITAL AND
RESEARCH CENTER
VASANTDADA NAGAR, ADGAON, NASHIK, 422003

Department of Anatomy

BLUE PRINT OF QUESTION PAPER (2014-2015 to 2018-19)

PRELIMINARY EXAMINATION ANATOMY PAPER – II

Syllabus –

General Anatomy
Inferior Extremity
Abdomen
Pelvis
General histology
General embryology
Genetics
Systemic histology
Systemic embryology

Skeleton of question paper

Qus. No.	Sections	Questions	Actual Marks	Marks with options
1	A	Multiple choice questions	10	10
2	B	Short answers questions	24	28
3	C	Long answers questions	16	24
Total marks			50	62

Marks allotted to each topic of syllabus

Topic	Marks allotted	Multiple choice questions			Short answers questions			Long answers questions			Total mark
		Recall	Comprehensive	Application base	Recall	Comprehensive	Application base	Recall	Comprehensive	Application base	
Gen. Anatomy	05	1			4						62
Infex	09	0.5		0.5						8	
Abdomen	14	1.5		0.5			4	8			
Pelvis	09	1						8			
Gen. histology	05	1			4						
Gen. Embryo.	05	0.5		0.5			4				
Genetics	05			1			4				
Syst. histology	05	1				4					
Syst. Embryo.	05	1				4					
Total marks	62	Attain 20 MCQ (½ marks each)			Attain 6 out of 7 (4 marks each)			Attain 2 out of 3 (8 marks each)			


HOD

Department of Anatomy
MVPS DR. Vasant Rao Pawar
Medical College, Nashik



MVPS DR. VASANTRAO PAWAR MEDICAL COLLEGE, HOSPITAL AND
RESEARCH CENTER
VASANTDADA NAGAR, ADGAON, NASHIK, 422003

Department of Anatomy

BLUE PRINT OF QUESTION PAPER (2014-2015 to 2018-19)

TERMINAL EXAMINATION ANATOMY PAPER

Syllabus –


General anatomy
Superior Extremity
Inferior Extremity
Thorax
General histology
General embryology

Skeleton of question paper

Qus. No.	Sections	Questions	Actual Marks	Marks with options
1	A	Multiple choice questions	12	12
2	B	Short answers questions	24	28
3	C	Long answers questions	24	32
		Total marks	50	72

Marks allotted to each topic of syllabus

Topic	Marks allotted	Multiple choice questions			Short answers questions			Long answers questions			Total marks
		Recall	Comprehensive	Application base	Recall	Comprehensive	Application base	Recall	Comprehensive	Application base	
General anatomy	08				4		4				72
Superior Extremity	17	3		2			4	8			
Inferior Extremity	17	3		2			4			8	
Thorax	26	4		2	4			8		8	
General histology	08	3		1	4						
General embryology	08	3		1	4						
Total marks	72	Attain 24 MCQ (½ marks each)			Attain 6 out of 7 (4 marks each)			Attain 3 out of 4 (8 marks each)			


HOD
Department of Anatomy
MVP'S DR. Vasant Rao Pawar
Medical College, Nashik



**MVPS DR. VASANTRAO PAWAR MEDICAL COLLEGE, HOSPITAL AND
RESEARCH CENTER
VASANTDADA NAGAR, ADGAON, NASHIK, 422003**

Department of Anatomy

**BLUE PRINT OF QUESTION PAPER (2019-20)
FIRST INTERNAL ASSESMENT EXAMINATION PAPER**

Syllabus –

General Anatomy
General histology
General embryology
Inferior Extremity
Thorax
Abdomen & Pelvis
Systemic histology
Systemic embryology

Skeleton of question paper

Qus. No.	Sections	Questions	Actual Marks	Marks with options
1	A	Multiple choice questions	20	20
2	B	Short answers questions	20	25
3		Long answers questions	20	30
4	C	Short answers questions	20	25
5		Long answers questions	20	30
Total marks			100	130

Marks allotted to each topic of syllabus

Topic	Marks allotted	Multiple choice questions			Short answers questions			Long answers questions			Total mark
		Recall	Comprehensive	Application base	Recall	Comprehensive	Application base	Recall	Comprehensive	Application base	
Gen. Anatomy	13	2		1				10			130
Gen. histology	13	2		1	5+5						
Gen. embryology	13	2		1	5		5				
Infe. Extremity	28	2		1			5	10		10	
Thorax	42	4		2	5		5	10+6		10	
Abdomen, Pelvis	07	1		1	5						
Syst. histology	07				5			2			
Syst. embryology	07						5	2			
Total marks	130	Attain 20 – MCQ (1 mark for each)			Attain 4 out of 5 in B & C section (5 mark for each)			Attain 2 out of 3 in B & C section (10 mark for each)			


HOD

Department of Anaton
MVP'S DR. Vasant Rao Paw
Medical College, Nashik



**MVPS DR. VASANTRAO PAWAR MEDICAL COLLEGE, HOSPITAL AND
RESEARCH CENTER
VASANTDADA NAGAR, ADGAON, NASHIK, 422003**

Department of Anatomy

BLUE PRINT OF QUESTION PAPER (2019-20)

SECOND INTERNAL ASSESMENT EXAMINATION PAPER

Syllabus –


Abdomen & Pelvis
Head, neck & face
Systemic histology
Systemic embryology

Skeleton of question paper

Qus. No.	Sections	Questions	Actual Marks	Marks with options
1	A	Multiple choice questions	20	20
2	B	Brief answers questions	20	22
3		Short answers questions	40	45
4		Long answers questions	20	30
Total marks			100	117

Marks allotted to each topic of syllabus

Topic	Marks allotted	Multiple choice questions			Brief answers questions			Short answers questions			Long answers questions			Total mark
		Recall	Comprehensive	Application base	Recall	Comprehensive	Application base	Recall	Comprehensive	Application base	Recall	Comprehensive	Application base	
Abdomen & pelvis	50	6		3	6		4	5+5		5	06		10	117
HNF	33	3		2	6		2	5		5	10			
Gen. histology	17	2		1	2			5+5			2			
Gen. Embryo.	17	2		1	2			5		5	2			
Total marks	117	Attain 20 – MCQ (1 mark for each)			Attain 10 out of 11 (2 mark for each)			Attain 8 out of 9 (5 mark for each)			Attain 2 out of 3 (10 mark for each)			


HOD
Department of Anatomy
MVP'S DR. Vasant Rao Pawar
Medical College, Nashik



**MVPS DR. VASANTRAO PAWAR MEDICAL COLLEGE, HOSPITAL AND
RESEARCH CENTER
VASANTDADA NAGAR, ADGAON, NASHIK, 422003**

Department of Anatomy

**BLUE PRINT OF QUESTION PAPER (2019-20)
PRELIMINARY EXAMINATION ANATOMY PAPER – I**

Syllabus –

Superior Extremity
General embryology
Genetics
Head, Neck & Face
Central nervous system
AETCOM
Systemic Histology
Systemic Embryology

Skeleton of question paper

Qus. No.	Sections	Questions	Actual Marks	Marks with options
1	A	Multiple choice questions	20	20
2	B	Brief answers questions	20	22
3		Short answers questions	40	45
4		Long answers questions	20	30
Total marks			100	117

Marks allotted to each topic according to syllabus

Topic	Marks allotted	Multiple choice questions			Brief answers questions			Short answers questions			Long answers questions			Total mark
		Recall	Comprehensive	Application base	Recall	Comprehensive	Application base	Recall	Comprehensive	Application base	Recall	Comprehensive	Application base	
Supex	19	1		1			2			5			10	117
General embryo	10	1			2		2	5						
Genetics	05							5						
HNF	29	5		2	2+2		2	5		5	6			
CNS	29	5		3	2+2		2	5			10			
AETCOM	05							5						
Systemic histology	10	1			2					5	2			
Systemic Embryo.	10	1			2			5			2			
Total marks	117	Attain 20 – MCQ (1 mark for each)			Attain 10 out of 11 (2 mark for each)			Attain 8 out of 9 (5 mark for each)			Attain 2 out of 3 (10 mark for each)			

HOD
Department of Anatomy
MVPS DR. Vasant Rao Pawar
Medical College, Nashik



**MVPS DR. VASANTRAO PAWAR MEDICAL COLLEGE, HOSPITAL AND
RESEARCH CENTER**
VASANTDADA NAGAR, ADGAON, NASHIK, 422003

Department of Anatomy

**BLUE PRINT OF QUESTION PAPER (2019-20)
PRELIMINARY EXAMINATION ANATOMY PAPER – II**

Syllabus –


- General Anatomy
- General histology
- Abdomen & Pelvis
- Inferior Extremity
- Thorax
- Systemic histology
- Systemic embryology

Skeleton of question paper

Qus. No.	Sections	Questions	Actual Marks	Marks with options
1	A	Multiple choice questions	20	20
2	B	Brief answers questions	20	22
3		Short answers questions	40	45
4		Long answers questions	20	30
Total marks			100	117

Marks allotted to each topic according to syllabus

Topic	Marks allotted	Multiple choice questions			Brief answers questions			Short answers questions			Long answers questions			Total mark
		Recall	Comprehensive	Application base	Recall	Comprehensive	Application base	Recall	Comprehensive	Application base	Recall	Comprehensive	Application base	
General Anatomy	10	1			2		2	5						117
General histology	10	1			2		2	5						
Abdomen & pelvis	29	6		3	2		2	5		5	6			
Inferior Extremity	19	1		1	2					5			10	
Thorax	29	3		2	2		2	5		5	10			
Systemic histology	10	1			2			5			2			
Systemic embryology	10	1			2					5	2			
Total mark	117	Attain 20 – MCQ (1 mark for each)			Attain 10 out of 11 (2 mark for each)			Attain 8 out of 9 (5 mark for each)			Attain 2 out of 3 (10 mark for each)			


HOD
Department of Anatomy
MVP'S DR. Vasant Rao Pawar
Medical College, Nashik



MVPS' Dr. Vasant Rao Pawar Medical College, Hospital & Research Center, Adgaon Nashik -3
Department of Anatomy

SKELETON OF PRACTICAL EXAMINATION

Anatomy

Seat no.	Practical								Oral / Viva				
	Soft parts	Microanatomy (10 Spots)	Microanatomy slide discussion (2 slides)	Axial Skeleton	Embryology Models	Clinical Anatomy incl. Genetic charts	Journal/ Logbook	Total	Appender skeleton	X-ray	Surface living anatomy	Total	Pr/Oral Total
	A	B	C	D	E	F	G	H	I	J	K	L	M
Max. Marks	25	10	05	10	10	10	10	80	10	05	05	20	100

OBJECTIVE STRUCTURAL PRACTICAL EXAMINATION

A) Appendicular Skeleton (one bone from each extremity, 5 marks each - 10 M)

- Q. 1 Identify bone & its type (1 M)
- Q. 2 Identify the side & Hold in Anatomical position (1 M)
- Q. 3 General features (1 M)
- Q. 3 Special features i.e. muscular attachments on asked / marked area (1 M)
- Q. 4 Applied Aspect of bone
 - Common site of fracture./ Nerve related to this bone/ ossification (1 M)

B) Axial Skeleton (2 Bones 5 marks each – 10 M)

- Q. 1 Identify the bone & its type. (1 M)
- Q. 2 General features & Anatomical position (1 M)
- Q. 3 Special features i.e. Enumerates structure passing through the mark area / foramens (1 M)
- Q. 4 Structure attached or related to mark area / Sex difference. (2 M)

C) Soft parts (Any one Structure / muscle from Superior & Inferior extremity, 5 marks each -10 M)

- Q. 1 Identification (1 M)
- Q. 2 Origin & Insertion (1 M)
- Q. 3 Nerve supply & Blood supply (1 M)
- Q. 4 Action / Branches (2 M)
- Q. 5 Applied (1 M)

D) Soft parts (any one organ from Thorax, Abdomen & HNF, 5 marks each – 15 M)

- Q. 1 Identify the organ & anatomical position of organ (1 M)
- Q. 2 Describe its parts or lobes (1 M)
- Q. 3 Relations or Muscles with action (1 M)
- Q. 4 Blood supply & Nerve Supply (1 M)
- Q. 5 Applied (1 M)

E) Central Nervous system (any one organ, 5 marks each – 05 M)

- Q. 1 Identification of organ / marked area ($\frac{1}{2}$ M)
- Q. 2 Parts (1 M)
- Q. 3 Connection & Function (2 M)
- Q. 4 Blood supply ($\frac{1}{2}$ M)
- Q.5 Applied (1 M)

F) Histology Spotting (Ten spots, 5 marks each – 10 M)

- Q. 1 Identify the Slide & Write down the identifying features (1 M)

G) Histology Discussion (2 slides, 5 marks each – 10 M)

- Q. 1 Identification the slide (1 M)
- Q. 2 Draw neat & label diagram with H & E pencil (2 M)
- Q. 3 Describe its microscopic structure with function (2 M)

H) Embryology Models (any two models, 5 marks each – 10 M)

- Q. 1 Identification of Models with its system (1 M)
- Q. 2 Describe the Developmental steps (2 M)
- Q. 3 Enumerates Different Anomalies of this System (2 M)


I) Clinical Anatomy / Genetics Spotting (any two spots, 5 marks each – 10 M)

- Q. 1 Identify the Clinical condition (1 M)
- Q. 2 Describe the Anatomical Basis in brief about Clinical Conditions (2 M)
- Q. 3 Explain the genetic features / management (2 M)

J) Radiology (any one, 5 marks each - 5 Marks)

- Q. 1 Identification of X-ray with View (1 Marks)
- Q. 2 Which are the structure seen in X-ray (2 Marks)
- Q. 4 Movements / Procedure (2 M)

k) Journal / Logbook (10 – Marks)


HOD
Department of Anatomy
MVP'S DR. Vasantrao P.

OBJECTIVE STRUCTURAL CLINICAL EXAMINATION

Any one of the following

A) Arteries and Veins (5 marks each - 5 Marks)

- Q.1 Instructions by students (1 M)
- Q.2 Site of identification & explanation (2 M)
- Q.3 Method of palpation (1 M)
- Q.4 Viva vores (1 M)

B) Muscles (5 marks each - 5 Marks)


- Q.1 Instructions by students (1 ½ M)
- Q.2 Demonstration of various actions (2 M)
- Q.3 Viva vores (1 ½ M)

C) Anatomical Spaces (5 marks each - 5 Marks)

- Q.1 Instructions by students (1 ½ M)
- Q.2 Site of identification (½ M)
- Q.3 Method of palpation / demonstration (2 M)
- Q.4 Viva vores (1 M)

D) Movements at joints (5 marks each - 5 Marks)

- Q.1 Instructions by students (1 M)
- Q.2 Demonstration of various movements (2 M)
- Q.3 Viva (2 M)


HOD
Department of Anatomy
MVP'S DR. Vasant Rao Pawar
Medical College, Nashik