

Workshop on Using online platforms for Assessment

Stream

Classwork

People

Stream

Classwork

+ Create

- Click on the "Classwork" link.
- Select "+ Create"
- Select "Assignment"



Create




Assignment



Quiz assignment



Question



Material



Reuse post



Topic

Adding Attachments (Links, Files, Videos, and Links to Websites)



- Paper clip - Add files from your computer
- Google Drive - Add files from your Brandman Google Drive
- YouTube - Add URL to YouTube video
- Link to URL - Add link to any web address including your Prezi URL link



Carla Piper
Jan 22 (Edited 1:41 PM)



Google Classroom from YouTube

Use the chain link to connect to a YouTube video. A thumbnail will appear in your assignments or announcement. You may wish to assign students to watch a YouTube video. You might then want to post some guiding questions the students can answer as a part of your assignment. You can ask them to add their comments after they have viewed the video and attached file.

0
DONE

0
NOT DONE



Classroom 101
YouTube video 2 minutes



Google Classroom Tutorial
Google Docs



Add class comment...



Carla Piper
Jan 14 (Edited 2:00 PM)



Link your Prezi! Ask the students to view your Prezi and post comments or you can design a word or google doc with questions you would like them to answer. You could also link the watching of this prezis to your quiz. You could attach the quiz or create a link to a Google form in your Google Drive. You can assign a due date as well.

Click on this link to your Prezi presentation

0
DONE

0
NOT DONE



What is Music? by Carla Piper on Prezi
http://prezi.com/wiltojsrlv1h/?utm_campaign=share&utm_medium=copy&rc=ex0share



Add class comment...

- Your assignment, discussion questions, and resource materials will be posted on the main streaming page.
- Students can click on the link to get to the assignments, etc.





Carla Piper
2:07 PM



Welcome to our American Revolution Social Studies Unit! We will be spending the next month studying our early American History. Please begin your study by watching this video. We will be discussing the causes of the American Revolution on Monday. Why did we have a revolution?



6 Major Causes of the America Revolution

YouTube video 6 minutes



Add class comment...



Carla Piper posted a new question: Go through this Prezi and be prepared to answer thes...
1:55 PM



Carla Piper posted a new assignment: Yankee Doodle Assignments
1:47 PM (Edited 1:49 PM)



Carla Piper posted a new assignment: Video Watch and Respond
1:38 PM (Edited 1:40 PM)



Carla Piper
Jan 14 (Edited 2:05 PM)



Post a Google Slides Presentation from your Google Drive

This is a great opportunity for you to flip your music classroom. Try creating a Google Slides Presentation and attaching it through the Google Drive add. You can also simply attach files which enables you to attach PowerPoints or other pdf or word documents as well.

0
DONE

0
NOT DONE




Copy of EDUU 551 Flipping the Classroom.ppt
Google Slides

Editing your Posts

- Click on the 3 vertical dots on the top right to edit, move, or delete your post.





Move to top

Edit



Delete



Due Jan 15 ▼

Due date & time



Jan 15, 2016



Time (optional) ▼



SAVE

Due date & time



- You will generally not assign a due date for the purposes of this university assignment.
- Click off the due date icon to the right.
- Or, you may if you choose to try out the due date function.



Novice - Using Google Classroom Assignment Option

[Novice Example: Creating a Simple Assignment Worksheet by Typing in Google Classroom Assignment](#)

This is the quickest, but not the most aesthetic way to create a Google Classroom assignment. Using the web scavenger hunt as an example, you simply type the text into your Google Classroom assignment. If you type the full <http://www.web> address, it will become a hot link. Type your essential question and your subsidiary questions. You will then need to insert the image file for your web scavenger hunt by using the "paperclip" icon to insert file. You can also insert a related YouTube if you want to have the students look for information by watching a curriculum video.

Stream

Classwork

People





Create




Assignment



Quiz assignment



Question



Material



Reuse post



Topic

Stream

Classwork

+ Create





- 1. ■ Click on "Classwork" and click on "Create" to add an assignment.
- Copy/Paste the Web Scavenger Hunt Assignment into textbox (or any other assignment you want to have students complete).
- Add links for the websites, videos, or resources.

Scavenger Hunt Template for EDUU 551

Topic:

Grade Level:

Lesson Objective: Complete the sentence below.

Learners will demonstrate their understanding of _____ by doing _____?

Common Core State Standard and/or Academic Content Standard: Type out one specific CCSS and/or one academic content standard met with this lesson. (<http://www.cde.ca.gov/be/st/ss/index.asp>).

Technology Standard for Students: Type out one specific student technology standard met with this lesson. (<https://www.iste.org/standards/for-students>)

SAMR Level:

- o Substitution
- o Augmentation
- o Modification
- o Redefinition

Website Addresses Used as Resources: Be sure these links are "hot" and take the viewer directly to the correct web page URL.

1. <http://www.umassglobal.edu>

2. <http://www.etc>

3. <http://www>.

Student Research Questions:

Essential Question: See discussion of essential questions in week seven documents and resources or learning activities folder.

1.

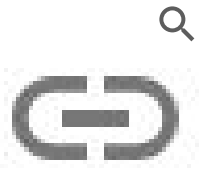


Subsidiary Questions:

2.

3.




4.



assess student learning with this assignment? Describe your assessment tool and list 3-4 criteria for grading this learning activity

Add an Image File or YouTube Video



Move to top



Edit

Delete

Copy [ⓘ] link



- Select Edit from the Menu on the right.
- Insert your graphic or image file for your web scavenger hunt by using the "paperclip" icon to insert file.
- You can also insert your image from the Google Drive icon.
- You can also insert a related YouTube if you want to have the students look for information by watching a curriculum video.





Linking to Google Forms Assignment Worksheet

Upload or Link to an Assignment Template Created in Google Forms





Student Research Assignment Worksheet Template

Include the assignment description.

[Sign in to Google](#) to save your progress. [Learn more](#)



Paul Revere's Ride by Hy Hintermeister, 1897-1972

Essential Question

Your answer

Question 1.



Web Scavenger Hunt for EDUU 551




You can open a shared Google Form template and save it to your Google Drive. Google Forms includes very useful templates for assignment worksheets, quizzes, surveys, etc. You can edit, add images, add "hot" links, insert YouTube and other videos, add your own Presentation files (Prezi, Slides, PowerPoint, etc. Here are several forms from the easiest and quickest to the more challenging but also much more professional and visually engaging. The beauty of using Forms is that you can collect the results in a spreadsheet for grading. This is a more professional way of creating Google Classroom assignments.

Upload or Link to an Web Scavenger Hunt Assignment Template Created in Google Forms

DONE

NOT DONE

You can open a shared Google Form template and save it to your Google Drive. Edit, add images, add "hot" links, etc. Here are several forms from easiest to more challenging. The beauty of using Forms is that you can collect the results in a spreadsheet for grading. This is a more professional way of creating Google Classroom assignments.

	EDUU 551 Scavenger Hunt Simple Template Google Forms	No response sheet created
	Student Research Assignment Worksheet Template Google Forms	No response sheet created
	Student Research Assignment: Example Google Forms	No response sheet created

Shared Google Forms and Templates for EDUU 551

- [Simple Template for EDUU 551 Scavenger Hunt](#)
- [Student Research Assignment Worksheet Template](#)
- [Student Research Assignment Example](#)

Additional Google Forms Assignment Worksheet Templates

You can start with Google Forms templates and select one that would work for your assignment. Include all assignment directions, websites, images, videos, links to resources, etc.

- [Boston Tea Party Assignment Worksheet](#)




Boston

Some fonts could not be loaded. Try reloading. [Dismiss](#)

Lorem ipsum dolor sit amet, consectetur adipiscing elit.

[Sign in to Google](#) to save your progress. [Learn more](#)

* Indicates required question



Name *

Your answer

Email *

Your answer

Question about this topic

Option 1

Option 2





Carla Piper
3:04 PM (Edited 4:24 PM)



Additional Google Forms Assignment Worksheet Templates

0
DONE

0
NOT DONE

You can start with Google Forms templates and select one that would work for your assignment. Include all assignment directions, websites, images, videos, links to resources, etc.



Boston Tea Party Worksheet

Google Forms

[View responses in Sheets](#)



Yankee Doodle Assignment Worksheet

Google Forms

[View responses in Sheets](#)

Customize Google Forms Templates

← Template gallery

GENERAL BRANDMAN UNIVERSITY

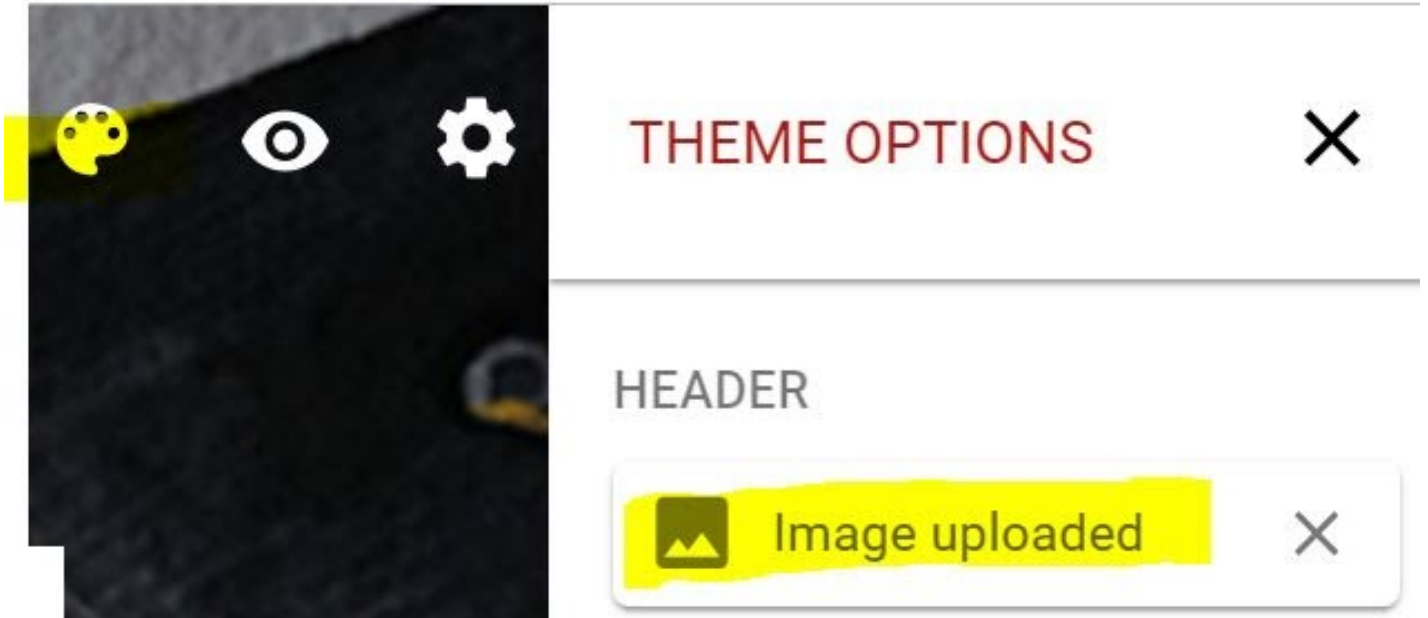
Education

- Blank Quiz
- Exit Ticket
- Assessment
- Worksheet
- Course Evaluation

Personal

- Contact Information
- Find a Time
- RSVP
- Party Invite
- T-Shirt Sign Up
- Event Registration

- Once you've selected a template, customize your banner in the same way you customized your Google Classroom.
- Tutorial - [Customizing Theme](#)
- Click on the paint pallet and select Image uploaded under HEADER.
- Click on Upload Photos upload images from your computer.



Sharing your Google Form

- Check your settings to make sure your form is shared with either the public ("**Anyone**") or "**Anyone in Brandman University.**"
- If you don't share your Google Form, others (including your instructor) will not be able to view it from your Google Classroom.



Settings

Anyone

Anyone in Brandman University

Automatically collect respondents' Brandman University username

Can submit only 1 response (requires login)

Confirmation page


Message for respondents:

Your response has been recorded.

Show respondents a link to:


Submit another response

Edit their response

See summary of responses 

Presentation options

Show progress bar

Shuffle question order 

Settings



Anyone

Anyone in Brandman University

